

MCLEAN COUNTY PEACEMAKERS

March 18, 2023

Stage 1


10 Pistol, 10 Rifle

By Arizona Buffalo Joe

STAGING: Rifle staged on left shelf, pistols holstered.

STARTING POSITION: Standing at left window with hands above shoulders. When ready say:

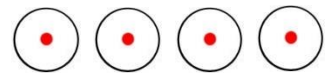
“Happy Birthday, Tomahawk”



PROCEDURE: ATB: With the rifle engage the targets in a reverse Continuous Nevada Sweep:

4-3-2-1-2-3-4-3-2-1

Restage rifle then move to right window and engage pistol targets same order as rifle.



4-3-2-1-2//3-4-3-2-1

Stage 2

10 Pistol, 10 Rifle

By Arizona Buffalo Joe

STAGING: Rifle staged on left shelf, pistols staged on the right shelf.

STARTING POSITION: Standing at left window with thumbs UP. When ready say:

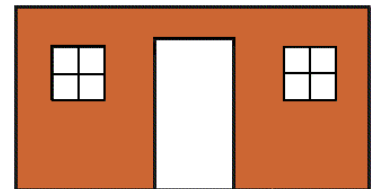
“Happy St. Paddy Day”

PROCEDURE: ATB: Engage the rifle targets:

1-2-3-4-4-4-4-3-2-1

Restage rifle on left shelf. Move to right window. Draw pistols and engage the targets:

1-2-3-4-4//4-4-3-2-1



MCLEAN COUNTY PEACEMAKERS

March 18, 2023


Stage 3

10 Pistol, 10 Rifle

By Arizona Buffalo Joe

STAGING: Pistols holstered.

STARTING POSITION: Standing at left window with rifle at the ready. When ready say:



“Don’t shoot the leprechaun”

PROCEDURE: ATB: Engage the rifle targets:

1-3-2-2-2-1-3-2-2-2

Restage rifle on left shelf, move to right window. With pistols engage targets:

1-3-2-2-2//1-3-2-2-2



Reholster first pistol before drawing second
(except GF)



Stage 4

10 Pistol, 10 Rifle

By Arizona Buffalo Joe

STAGING: Rifle staged on left shelf, pistols holstered.

STARTING POSITION: Standing at left window holding the bag of gold. When ready say:

“Look for the bag of gold”

PROCEDURE: ATB: With rifle engage in following order:

1-2-3-1-2-3-1-2-3-2

Restage rifle on left shelf. From right window engage pistol targets in the same order as the rifle.

1-2-3-1-2//3-1-2-3-2

MCLEAN COUNTY PEACEMAKERS

March 18, 2023

Stage 5

10 Pistol, 10 Rifle

By Arizona Buffalo Joe

STAGING: Rifle staged on left shelf, pistols are holstered.

STARTING POSITION: Standing at left window with rifle at port-arms. When ready say:



“Luck of the Irish”

PROCEDURE: ATB: Engage rifle targets:

1-Club-2-Club-1-Club-2-Club-1-Club

Stage rifle. Move to right window to engage the pistol targets:

1-Club-2-Club-1 // Club-2-Club-1-Club



MBE = Must Be Engaged

MDC = Misses Don't Count