

MCLEAN COUNTY PEACEMAKERS

July 16, 2022

Stage 1

10 Pistol, 10 Rifle, 4+ Shotgun

By Tomahawk Johnson

STAGING: Pistols holstered, shotgun in right window, rifle in left window.



STARTING POSITION: Standing at the left window with both hands on your hat. When ready say:



“Here we go again”

PROCEDURE: ATB, engage the rifle targets:

1-1-1-2-2-2-2-3-3-3


Restage rifle, then move to doorway. Engage the pistol targets in the same order as rifle.



1-1-1-2-2//2-2-3-3-3

Reholster pistols, move to right window. Engage shotgun targets:

1-2-1-2



MDC = Misses Don't Count

MBE = Must Be Engaged



MCLEAN COUNTY PEACEMAKERS

July 16, 2022

Stage 2

10 Pistol, 10 Rifle, 4+ Shotgun

By Tomahawk Johnson

STAGING: Pistols holstered, shotgun and rifle on the table.

STARTING POSITION: Standing behind the table with hands on your pistols, when ready say:

“Keep on going”

PROCEDURE: ATB: Engage the rifle targets:

1-2-3-1-2-3-1-2-3-3

Restage rifle on the table. Draw pistols per your style and engage the pistol targets:

1-2-3-1-2//3-1-2-3-3

Reholster pistols. Engage shotgun targets until hit: **1-2-2-3**



Stage 3

10 Pistol, 10 Rifle, 4+ Shotgun

By Tomahawk Johnson

STAGING: Rifle & Shotgun staged on the table. Pistols holstered.

STARTING POSITION: Standing behind the table with hands at your sides. When ready say:

“Just keep on going”

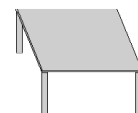
PROCEDURE: ATB: Engage the rifle targets:

1-2-2-3-2-2-1-2-2-3

Restage rifle on table, with shotgun engage until hit:

3-2-2-1

Restage shotgun, draw pistols per your style to engage targets: **1-2-2-3-2//2-1-2-2-3**



MCLEAN COUNTY PEACEMAKERS

July 16, 2022

Stage 4

10 Pistol, 10 Rifle, 4+ Shotgun

By Tomahawk Johnson

STAGING: Pistols holstered, shotgun staged in right window.

STARTING POSITION: Standing at the right window with rifle at port-arms. When ready say:

”Just keep going”

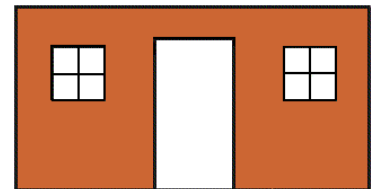
PROCEDURE: ATB hit the rifle targets in order:

1-2-3-4-3-2-1-2-3-4

Stage rifle, take shotgun to the doorway
knockdown shotgun targets: **1-2-3-4**.

Stage shotgun safely in left window, engage the
pistol targets same as rifle:

1-2-3-4-3//2-1-2-3-4



Stage 5

10 Pistol, 10 Rifle, 4+ Shotgun

By Tomahawk Johnson

STAGING: Shotgun in right window. Pistols holstered.

STARTING POSITION: Standing at the right window with rifle at the ready. When ready say:

”You’re almost there”

PROCEDURE: ATB engage the rifle targets:

4-3-2-1-2-3-4-3-2-1

Restage the rifle, take shotgun to the doorway,
knockdown targets **4-3-2-1** until down.

Move to the left window, stage shotgun and
engage pistol targets same as rifle sequence.

4-3-2-1-2//3-4-3-2-1
